

Closer Forms/Applications – BC

After customer agrees to sign up

Fill in:

- MAG Solar Installation Agreement BC
- BC Hydro Net Metering Application
- Register the customer for the Canada Greener Homes Loan Portal
- Wave Estimate, send as a pdf attachment to the customer
- Finance It application if the customer is doing bridge financing

Take pictures of: (Upload in Scoop)

- Main Breaker panel – up close and far away, all labels, main switch zoomed in. Sub panel if the client has one.
- BC Hydro Meter – up close and far away
- Front, back, and side of the home
- Screenshot on google maps satellite mode of the house zoomed in, indicating which side the meter is located and where the breaker panel is located.
- Go into aurora, design mode and download the picture showing where the panels are placed on the roof, upload to scoop

WhatsApp Group Chat - Fill in: (Booking energuide)

- GETS ENERGY – MAG SOLAR CHAT
 - Send the customers: Full name, address, email address, phone number, time they prefer for booking


Complete Welcome Call: (Collect \$630 energuide deposit over the phone via credit card or etransfer)

- Call 604-723-1222 Press 4

MAG Solar Installation Agreement BC (6.0) 2024

Item & Description			Price
PV Array & Installation			Textbox1
33	Longi Solar	LR5-54HPB-405M	Textbox2
18	hoymiles	HMS-700-2T-NA (240V)	Textbox3
MAG: GST #784283467			Subtotal:
			Textbox4
			GST 5%
			Textbox5
Total:			\$37,769.03
¹ Balance Due (CAD):			\$630.00

¹\$600.00 payment due upon your acceptance of this Invoice.

Date	Signature
DAY/MONTH/YEAR Date signed2	
Customer Name	
FULL NAME Full name	

This Invoice is subject to the Terms & Conditions set out in the PV Array Supply and Installation Purchase Agreement

Blue is for the closer to fill out, orange is the customers which will arrive in the customers email after you have signed it and filled your portion

Textbox1 – Type in the pre-tax amount

- Example: \$37,769.03 Divided by 1.05 (5% GST) = \$35,970.50

Textbox 2 & 3 – Leave blank.

Textbox4 – Pre-tax amount again (\$35,970.50)

Textbox5 – Type in the GST amount (\$1798.53)

Total cost – Pre-tax amount = GST

- Example: \$37,769.03 - \$35,970.50 = \$1798.53

Customer Information (Registered Owner of the Property)		
FULL NAME Full name		
INSTALLATION ADDRESS Canada		
PRIMARY TELEPHONE NO. 1-604-703-0007	SECONDARY TELEPHONE NO.	EMAIL ADDRESS Email address
MAILING ADDRESS (IF DIFFERENT FROM ABOVE) Textbox7		
Customer 2 Information (if Applicable)		
FULL NAME		TELEPHONE NO.
MAILING ADDRESS (IF DIFFERENT FROM ABOVE)		EMAIL ADDRESS
PRELIMINARY SYSTEM DETAILS*		
DC SYSTEM SIZE 13.365	MODULES LR5-54HPB-405M	
ESTIMATED INSTALLATION DATE Textbox11	INVERTER HMS-700-2T-NA (240V)	
PRICING ESTIMATE*		
PV ARRAY PRICE Textbox12	ADDITIONAL SERVICES DESCRIPTION Energuide Fee: \$600.00, Connectivity Fee: \$23.00 per Module, Permits : \$399.00, D-Rate Main Breaker Panel: \$800.00, GST: 5%	
ADDITIONAL PRODUCTS & SERVICES PRICE Textbox13		
TAXES GST 5%		
TOTAL PRICE - TAXES INCLUDED \$37,769.03		
<small>*System details and pricing estimate are an estimate only and are subject to change based on final engineered design requirements. For more information see Section 4 and 5 of the Terms and Conditions.</small>		
This Agreement between: Full name (the "Customer"), and MAG Solar (also referred to as "Contractor" or "MAG"), is entered into as of this day, day of month, 2024 (the "Effective Date"). By signing this Agreement, the Customer acknowledges and agrees that they are entering into a legally binding contract with the Contractor. The Customer acknowledges having read and accepted the Terms and Conditions. Schedule A – 1-Year Free-of-Charge Limited Workmanship Warranty. Schedule B – Right to Cancel. Schedule C – Canada Greener Homes Grant.		

Textbox7 (Orange) – Type in N/A or leave blank

Textbox11 (Blue) – Estimated install date (Put 60-90 days out)
Example: (May – June 2024)

Textbox12 – Pre-tax amount
Example: \$35,970.50

Textbox13 – N/A

<div>Textbox12</div> <div>ADDITIONAL PRODUCTS & SERVICES PRICE</div> <div>Textbox13</div> <div>TAXES</div> <div>GST 5%</div> <div>TOTAL PRICE - TAXES INCLUDED</div> <div>\$37,769.03</div>		Energuide Fee: \$600.00, Connectivity Fee: \$23.00 per Module, Permits : \$399.00, D-Rate Main Breaker Panel: \$800.00, GST: 5%						
<small>*System details and pricing estimate are an estimate only and are subject to change based on final engineered design requirements. For more information see Section 4 and 5 of the Terms and Conditions.</small>								
<p>This Agreement between: Full name (the "Customer"), and MAG Solar (also referred to as "Contractor" or "MAG").</p> <p>is entered into as of this day day of month, 2024 (the "Effective Date").</p> <p>By signing this Agreement, the Customer acknowledges and agrees that they are entering into a legally binding contract with the Contractor. The Customer acknowledges having read and accepted the Terms and Conditions, Schedule A – 1-Year Express Limited Workmanship Warranty, Schedule B – Right to Cancel, Schedule C – Canada Greener Homes Grant, Schedule D – Endorsement Document, and Schedule E – Location and Data Release Form which are hereby incorporated and form a binding and integral part of this Agreement.</p> <p>The Customer will own the system installed at the Installation Location, noted above (the "Property").</p> <p>A statement of your Consumer and Cancellation Rights can be found in disclosure Schedule B attached to this purchase Agreement.</p> <p>Customer may be entitled to federal, provincial and/or local rebates, incentives and/or tax credits because of the purchase. Contractor makes no representations or warranties with respect to said rebates, incentives and/or tax credits and the Customer is solely responsible for consulting with their advisors regarding eligibility.</p>								
PAYMENT								
Financing with Third-Party	<input type="checkbox"/>	The Customer will furnish the Contractor with a \$600 non-refundable Security Deposit for the EnerGuide energy assessment and pay to the Contractor the Final Price (as defined below), through third-party financing. If the Customer is approved for financing but cancels this Agreement then the Customer will be responsible for the Cancellation Fees outlined in this Agreement. Certain of the rights and obligations of this Agreement are subject to the Customer receiving third-party financing for the cost of the Installation (as defined below).						
Paying Cash	<input type="checkbox"/>	The Customer will furnish the Contractor with a \$600 non-refundable Security Deposit for the EnerGuide energy assessment and pay the Final Price directly to the Contractor prior to install.						
Schedule of Progress Payments:		<table border="1"> <tr> <td>DUE UPON CONTRACT SIGNING</td> <td>\$600</td> </tr> <tr> <td>DUE UPON UTILITY CONNECTION AND BUILDING PERMIT APPROVAL</td> <td>\$0</td> </tr> <tr> <td>DUE UPON BOOKING DATE OF THE INSTALLATION OF PV ARRAY SYSTEM</td> <td>The outstanding balance of the Final Price</td> </tr> </table>	DUE UPON CONTRACT SIGNING	\$600	DUE UPON UTILITY CONNECTION AND BUILDING PERMIT APPROVAL	\$0	DUE UPON BOOKING DATE OF THE INSTALLATION OF PV ARRAY SYSTEM	The outstanding balance of the Final Price
DUE UPON CONTRACT SIGNING	\$600							
DUE UPON UTILITY CONNECTION AND BUILDING PERMIT APPROVAL	\$0							
DUE UPON BOOKING DATE OF THE INSTALLATION OF PV ARRAY SYSTEM	The outstanding balance of the Final Price							

Financing with Third-Party: If the customer is using Finance it -Click that.

Paying Cash – Line of credit or cash

MAKE SURE YOU EXPLAIN TO THE CUSTOMER, THEY HAVE TO PAY ON DAY OF INSTALLATION OR WE CANNOT START THE INSTALL

ALSO EXPLAIN IT TAKES 1-3 MONTHS FOR THE 0% CANADA GREENER HOMES LOAN TO BE FUNDED TO THE CUSTOMER, THEY CANNOT CONTINUE WITH THE PROJECT WITHOUT PAYING FOR IT BY CASH OR USING FINANCE IT DAY OF INSTALL

This is the Canada Greener Homes Loan Process

After agreement is completed, click send for signature.

You will be signing first, then the customers will sign after

BC Hydro Net Metering Application

Ask the customer to login to BC Hydro either on a computer or laptop, If they don't have one, get them to login on your laptop

Once the customer is logged in, in the BC hydro search bar type in "Apply to net metering application"

bchydro.com/search.html#?cludoquery=apply%20to%20net%20metering%20application&cludopage=1&cludoinputtype=stand:

If you are shortlisted for a position, you will be contacted by email or phone.

Apply for a job

To apply for a job, [log in to our Careers Centre](#). If you don't have a profile, you'll need to [create one](#) to apply online.

Learn more about [how to apply](#) or search jobs on our [Current Opportunities](#) page.

Generate your own electricity

Apply for net metering...How to **apply for net metering**...If your **net metering application** was accepted before April 29, 2019
<https://app.bchydro.com/accounts-billing/electrical-connections/net-metering.html>

How to apply for net metering

net metering...Net metering applications are completed online through MyHydro....Simple **Net Metering Interconnection Application Form** (Last updated September 29, 2023)
<https://app.bchydro.com/accounts-billing/electrical-connections/net-metering/how-to-apply.html>

Net metering rate application workshop

We're hosting a workshop to provide updates about our key areas of focus for our upcoming **net metering rate application** and to gather your feedback....Comments submitted will be used to inform BC Hydro's customer...
<https://app.bchydro.com/accounts-billing/electrical-connections/net-metering/workshop-1.html>

Current rate design activities

Net metering rate...Net metering...highlighted an under-recovery of costs from **net metering** participants.
<https://www.bchydro.com/toolbar/about/strategies-plans-regulatory/rate-design/current-activities.html>

Sell clean energy

Looking for **net metering**?...**net metering** program
<https://www.bchydro.com/work-with-us/selling-clean-energy.html>

Click how to apply for net metering

1. Submit an application

Net metering applications are completed online through MyHydro. The application allows contractors to start a draft application on behalf of their customer, however it will then be transferred to the customer to authorize and submit. Customers can also create and submit their own application.

Before you begin, you'll need:

- Generating system specifications.
- A copy of the certified inverter data sheet(s), if they aren't already on our [list of common inverters](#) [PDF, 70 KB].

Additional documentation required for complex (B) net metering

[Apply now](#)

2. We'll review your application

We'll review your application to ensure the system's setup and configuration meets eligibility and safety requirements.

Our review time depends on the scope of your project, but most are reviewed within two weeks.

A technical review will be performed for all projects located in our Non-Integrated Areas.

We'll notify you if we have further questions or once your application's been accepted.

3. Install your system

Once your application is accepted, your contractor can move forward with installing your system.

If we requested full field verification testing or a commissioning report for your project, you'll need to notify us before the initial energizing and start-up testing of your system so we can coordinate this.

app.bchydro.com/net-meter/web/start-application.html

- Note that unsubmitted applications won't be saved

Application type

* What is your role?

- ☐ I'm the contractor
- ☒ I'm the customer

* Project type

- ☒ New generator
- ☐ New construction
- ☐ Addition to an existing generator
- ☐ Replacement of an existing generator

Select the relevant account for this application

* Select an account number

Select an account

If the account isn't listed, you'll need to link it to your MyHydro profile first.

[Link an account](#) →

[Cancel](#)

[Next](#)

Net metering application

Application type

Contractor info

Generating system

Submit

Contractor information

Contact info

Company name

MAG SOLAR

First name

Justin

Last name

Beauchamp

Phone number

604 723 1222

Email

info@magsolar.ca

Keep this the same for all applications

Back

Next

Application type

Contractor info

Generating system

Submit

Generating system information

Energy source and generator type

* Generator energy source

Solar

* Installed generator capacity (kW DC)

9.32

Input the correct system size in KW

Same inverter make and model below on all applications.

Ensure number of inverter is correct

Total nominal output will always be lower, that is normal

Inverter details

* Inverter make

Hoymiles

* Inverter model

HMS-700-2T-NA

* Number of inverters

12

* Nominal output (kW AC)

0.638

Total nominal output: 7.66 kW AC

Add an inverter +

Energy storage system

* Is there an energy storage system? E.g. battery storage

☐ Yes
☒ No

Leave supporting documents blank

Supporting documents

An inverter data sheet is required if you selected "Other" as your inverter make or model.

Complex (B) net metering projects require supporting documents. Refer to [this table](#) to confirm if your project is Simple, Complex (A), or Complex (B).

At this time, only the single line diagram and site plan can be uploaded. After you submit this application, please email net.metering@bchydro.com with all remaining supporting documents, if applicable (Eg. Battery storage, hybrid/micro-grid inverters, etc.) Please reference your application number in the email.

Accepted file types: .pdf, .jpg, .jpeg, .png, .doc, .docx, .xlsx

Accepted file size: 135 MB per file; 150 MB total

Single line diagram

No file added

Add file

Site plan

No file added

Add file

BC Hydro account holder acknowledgement and privacy statement

By applying for Net Metering service (Rate Schedule 1289 of the BC Hydro Electric Tariff) you acknowledge that you have read and understand the Net Metering service requirements and the Distributed Generation Interconnection requirements - 100kW and below, and that you agree to comply with the requirements to install, operate and maintain your generator in accordance with applicable government regulations, codes and requirements.

In order to be able to use the BC Hydro online Net Metering Form, you need to provide personal information (e.g. your name, contact information, and other information related to your generator). BC Hydro will need to disclose your information to electrical contractors, municipal government departments, and other agencies. As a result, BC Hydro may also collect information from these authorities, where required, to fulfill your request and for the purposes of:

- Communicating with you regarding processing and managing of your application, the interconnection of your generator, and the net-metering relationship;
- Providing you with news and information about the Net Metering program; and
- Inviting you to participate in surveys, questionnaires or other engagement activities on the Net Metering program.

By clicking on the submit button you authorize the above described disclosure and collection. BC Hydro collects your personal information as permitted under section 26(c) of the Freedom of Information and Protection of Privacy Act. If you have questions about the collection of your personal information as described in this notice, please contact BC Hydro Net Metering team net.metering@bchydro.com

☐ I have read and agree to the BC Hydro account holder acknowledgement and privacy statement.

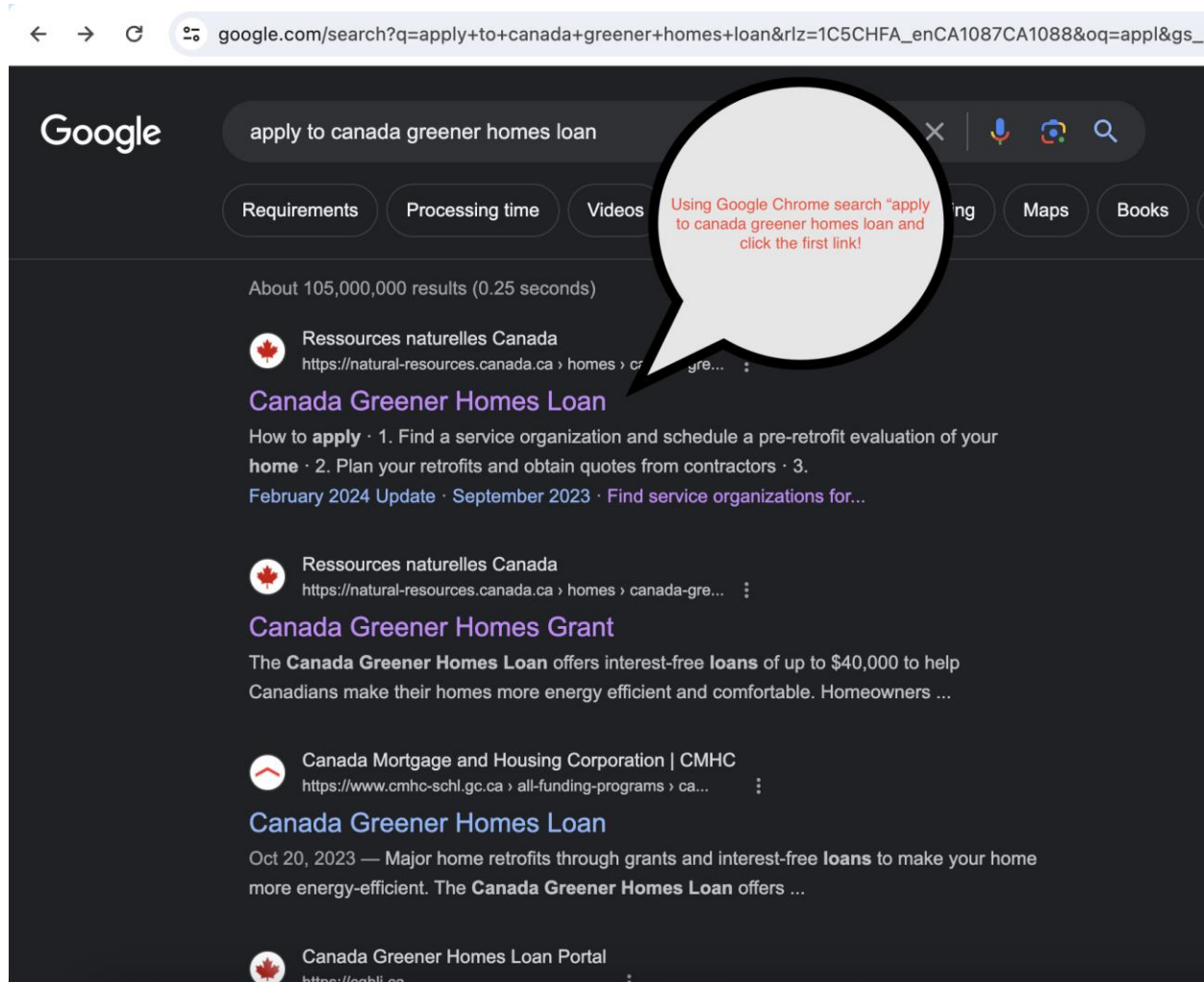
Click next on previous page, check the "I have read and agree" box, and Submit!

Back

Submit

Register The Customer for The Canada Greener Homes Loan Portal

Please make sure the customer writes all login information down and saves it, very important as it's tough to log back in if the information is misplaced or forgotten. The login will be used 2-6 weeks after the energuide is completed as that is when the loan portal will be available to apply using this login



3. Submit your loan application before starting any work

To submit your loan application, you will require:

- Pre-retrofit evaluation file number
- Government issued photo identification (ID) with your address (for example, a driver's license not show your address, you must also provide a utility bill that shows your address)
- Property tax bill or assessment
- Detailed quotes from contractors or a complete material and labour estimate
- Proof of income and employment. Two of the following documents:
 - Most recent pay stub(s) dated within 60 days
 - Letter of employment dated within 60 days
 - Bank statement(s) showing direct deposit for the most recent two-month period
 - Most recent T4 or Notice of Assessment

Scroll all the way down and click the green apply button

Apply for a Canada Greener Homes Loan



IMPORTANT NOTICE:

Access to the Canada Greener Homes Loan portal by a person who is not the loan applicant is

Login to Canada Greener Homes Loan Portal

Register or Login to the Canada Greener Homes Loan portal below.

If you have started your loan journey through the [Canada Greener Homes Grant Portal](#), you will continue to access your loan in the same way.



Important! Always use the same login option and credentials to access the Greener Homes Loan portal. If you use different credentials, you will be treated as a different user.

Have the customer sign up and register

► Keep your personal information secure

Option 1: Sign-In

Sign in with your username and password.

Sign in

Option 2: Sign-Up

Don't have an account?

Register

Please fill in all information and write down the username, password etc.

cghli.ca/accountDetails

☆

Account Registration

* indicates a required field

To access the Canada Greener Homes Loan Portal you must register an account, including, a username and password which you will use every time you access the Canada Greener Homes Loan Portal. The instructions for creating a username are set out below. On the pages that follow, you will create a password and recovery questions.

Your Username must contain eight to sixteen characters, no special characters (for example: %, #, @) and may contain up to seven digits. When creating your Username, we recommend:

- Make your Username easy for you to remember and hard for others to guess.
- Avoid using personal information such as your name, Social Insurance Number (SIN), mailing address or email address.
- Always keep your Username secure and do not share it with anyone.

Username Checklist

- 8 - 16 characters
- Does not contain any special characters (@, \$, %, &)
- Does not contain more than 7 digits

*** Username**

*** Email Address**

cghli.ca/accountDetails

*** Preferred Phone Number**

Secondary Phone Number

*** Postal Code**

*** Time Zone**

By continuing, you agree to our [Terms of Use](#), [Application Terms and Conditions](#) and [CMHC Privacy Policy](#). To the extent there is any conflict between the Terms of Use or the Privacy Policy and the Application Terms and Conditions, the Application Terms and Conditions shall govern. By continuing you also understand and accept that (i) you are at all times responsible for your username, password and recovery questions and answers; and (ii) CMHC may revoke your account for security or administrative reasons.

Continue

Clear All

Cancel

Create Password

* indicates a required field

Your Password must be between eight and sixteen characters, contain at least one upper case letter, one lower case letter and one digit, and must not contain 3 or more consecutive characters from your Username.

* Create Password

* Confirm Password

Continue

Clear All

Cancel

After creating a password and clicking continue, the customer will have a verification email come in to complete the registration.

Password Checklist

- 8-16 Characters
- Does not contain 3 consecutive characters from Username
- Lower case letter(s)
- Upper case letter(s)
- Digit(s)
- Passwords match

Please have the customer save the username and login information, as we will need it 2-6 weeks after registering to apply for the loan.

Creating a Wave Estimate

Please message Manpreet to create you a wave login if you don't have one.

This estimate is required by Canada Greener homes to upload when applying for the loan.

Login using this link: <https://my.waveapps.com/login/>

Personal

Dashboard



Connect your bank account
or credit card

Automate your bookkeeping by
importing transactions automatically.

Connect my account

Cash Flow

Cash coming in and going out of your business.

■ Inflow ■ Outflow ↻ Net Change

\$0

Personal

Business settings

Integrations

Switch businesses

mchhina@magsolar.com

Profile settings

Sign out

Terms • Privacy

Share suggestion

Dashboard



Connect your bank account
or credit card

Automate your bookkeeping by
importing transactions automatically.

Connect my account

Cash Flow

Cash coming in and going out of your business.

■ Inflow ■ Outflow ↻ Net Change

\$0

Switch business to

Personal

MAG Solar
Admin

Create new business

Manage your businesses

Terms • Privacy

Share suggestion

Personal

wave

Dashboard

Sales & Payments

Estimates

Invoices

Payments Setup

Recurring Invoices

Checkouts

Customer Statements

Customers

Dashboard



Scan receipts effortlessly,
anywhere

Automatic expense tracking with Wave

Cash Flow

Cash coming in and going out of your business.

■ Inflow ■ Outflow ↻ Net Change

Last 12 Months

\$250,000

\$200,000

\$150,000

\$100,000



Estimates

[Create estimate](#)

0 Active filters

Select a customer All statuses From To Enter estimate #

Active 34 Draft 1 All

+ Add customer

Add Customer

Estimate number 7783

Customer ref

Date 2024-03-13

Valid until 2024-04-12

Within 30 days

Put the valid until date
90 days out

[Edit columns](#)

Type a customer name

Steven Zoltan

Sukhpreet Jhalli

Surya

Surya Kellar

Sylvia/Tirso Urbano

Terrence Lin - 1425652 BC LTD

Todd Simpson

Victoria Bradbury

Virpal Wander

Wayne Bickner

Westbridge Farm

Xuan Nguyen

[+ Create a new customer](#)

Estimate number 7783

Customer ref

Date 2024-03-13

Valid until 2024-06-11

Within 90 days

Quantity	Price	Amount
----------	-------	--------

Subtotal		\$0.00
----------	--	--------

[+ Add discount](#)

Total	CAD (\$) - Canadian dollar	\$0.00
-------	----------------------------	--------

New customer

Contact

Billing

Shipping

Fill all customer information in

Customer*

Test Testing

Email

Test@gmail.com

Phone

604-111-1111

Contact

Test

Test

Cancel

Save

Contact

Billing

Shipping

More

Currency

CAD (\$) - Canadian dollar

Billing address

Address line 1

101-7261 River Place

Address line 2

Select currency as CAD, put the customers address, scroll down and click save

City

Mission

Postal/ZIP code

V4S 0A2

Country

Canada

Province/State

Edit Test Testing

Choose a different customer

Valid until

2024-06-11

Within 90 days

Edit columns

Items	Quantity	Price	Amount
<div>+ Add item</div>			
		Subtotal	\$0.00
		+ Add discount	
Total		CAD (\$) - Canadian dollar	\$0.00

[Edit columns](#)

Items	Quantity	Price	Amount
<input type="text" value="Type an item name"/>			
Permitting			\$1,700.00
Pre-Energide Assessment			\$0.00
PV Array & Installation 13 LONGi 405W Panels and 7 APS.-DS3-S Inverters			\$17,603.57
PV Array & Installation			\$29,487.55
PV Array & Installation 23 LONGi Panels and 12 APS - DS3-S Inverters (9.32KW)			\$32,199.50
PV Array & Installation			\$20,663.36
PV Array and Install 6.48 KW LONGi 405 and APS DS3 Inverters			\$34,000.00
Railing and Racking			\$22,000.00
+ Create new product or service			

[Edit columns](#)

Items	Quantity	Price	Amount
<div> <div></div> <div>PV Array & Installation</div> <div>16 LONGi 405W Panels and 8 Hoymiles 700-2T-NA Inverters (6.48KW)</div> </div>	1	25000.0	\$25,000.00
<div> <div></div> <div>View income account</div> <div>PLEASE MAKE SURE YOU HAVE THE CORRECT NUMBER OF PANELS, INVERTERS AND SYSTEM SIZE / THE ABOVE BOX IS AN EXAMPLE.</div> </div>	Tax	GST 5% (78428...	\$1,250.00
	Tax	Select tax	—

PV Array & Installation

16 LONGi 405W Panels and 8 Hoymiles 700-2T-NA Inverters (6.48KW)

1

25000.0

\$25,000.00

View income account

Tax

GST 5% (78428...

\$1,250.00

Tax

Select tax

—

+ Add item

Here is where you add the energuide (\$600 Deposit)

+ Add discount

Subtotal

\$25,000.00

GST 5% (784283467)

\$1,250.00

Total

CAD (\$) - Canadian dollar

\$26,250.00

Discount

Energuide

600.00

Subtotal

\$25,000.00

GST 5% (784283467)

\$1,220.00

Total

CAD (\$) - Canadian dollar

\$25,620.00

Notes / Terms

Enter notes or terms of service that are visible to your customer

Footer

Estimate #7783

More actions ▾

Create another estimate

Status
Draft

Customer
Test Testing ⓘ

Estimate total
\$25,620.00

Valid until
June 11, 2024


ⓘ This is a **DRAFT** estimate. You can take further actions once you approve it. [Learn more](#) ↗

Create


Created: just a moment ago

Approve draft

Edit draft


 Create
Created: a minute ago

Edit estimate

 Send
Last sent: Never

Mark as sent

Send estimate

 Convert to invoice

Convert to invoice

Send estimate again

×

Via Wave

More options

To

Test@gmail.com

+

Subject

Estimate 7783 from MAG Solar

Message

Enter your message to Test Testing...

☒ Send a copy to myself at mchhina@magsolar.com

☒ Attach the estimate as a PDF


Estimate #7783
for Test Testing
issued on Mar 13, 2024
from MAG Solar

Grand Total: **\$25,620.00 CAD**

View Estimate

Valid Until: **Jun 11, 2024**

Cancel

Send

FINANCE IT APPLICATION – If the customer doesn't want to use Cash or a line of credit. (Finance it puts up the funds)

Use this link to login: <https://www.financeit.ca/en/login>

financeit.ca/en/partner/dashboard

Dashboard

Resources

Advertising

Calculate & Apply

MAG Solar

Invite your customer to apply for a loan

Optional: Calculate a payment by entering a purchase amount

Purchase amount (optional)

\$35000

You can change this later.

Amortization period

240 months

☒ Use maximum amortization period

Program

[Change](#)

Free Program

0% (\$0.00) cost to partner

Payment frequency

MONTHLY

BI-WEEKLY

WEEKLY

Estimate

[Print](#)



Monthly payment **\$436.82**

Purchase amount **\$35,000.00**

APR ⓘ **13.99%**

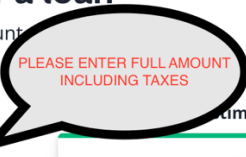
Term **60 months**

Amortization period **240 months**

Administration fee ⓘ **\$149.00**

[Learn more](#)

Invite



\$35000

You can change this later.

Amortization period

240 months

☒ Use maximum amortization period

Program

[Change](#)

Free Program

0% (\$0.00) cost to partner

Payment frequency

MONTHLY

BI-WEEKLY

WEEKLY



Monthly payment **\$436.82**

Purchase amount **\$35,000.00**

APR ⓘ **13.99%**

Term **60 months**

Amortization period **240 months**

Administration fee ⓘ **\$149.00**

[Learn more](#)

Invite

[Or start an application now](#)



Purchase details

Purchase category
Exterior Improvement

Purchase type
Solar

Personal information

First name
Middle name (optional)

Last name
Date of birth
Year Month Date

Consent to obtain credit report

☐ I agree that FinanceIt is authorized to verify my identity and assess my loan eligibility through an inquiry with one or more consumer credit reporting agencies. I understand this may result in a credit check. [Learn more](#)

Consent to electronic disclosures

☐ I consent to receive Disclosures (including the Loan Agreement, Amendments, Statements and Renewals, notices and other associated documents) electronically. Note that this is an electronic-only product. If you choose to revoke your Consent, your account will be closed and all amounts outstanding will come due in accordance with the terms and conditions of your loan agreement. See our [Electronic Consent Agreement](#) for more details.

By clicking "Submit", I accept the [FinanceIt Canada Privacy Policy](#). I also confirm that there is no person or company directing me to apply for financing and use this loan on their direction or behalf. [Learn more](#)

Their credit score won't be affected.

The next steps are simple, continue filling in all information. Finance it will confirm on the spot if the customer is approved or not. If the credit isn't as good, you can select to add a co-borrower (spouse) to help get the approval.

Uploading pictures in SCOOP

Once the agreement is signed, aurora will automatically push the customers information into Scoop. Download the scoop app.



Scoop MAE

Business

Designed for iPad. !

Find your customer and click below:



Form



Activities




Media



Crew



2. PrepWork Pictures *



11:46

< Back Form

2.4 Far view of the utility meter and angles around the utility meter

2 media files

2.5 Utility meter close up

1 media file

2.6 Picture of Breaker Panel Labels and Switch (Up close)

5 media files

2.7 Picture of Sub panel If necessary

2.8 Aurora Design Pic

Picture required. Tap to add.

Add all pictures

Aurora design picture needs to be added and downloaded

